

Crimp specification			
Type Document	Crimp Specification	Revised /Edition	A2
Date Issued:	2022/01/05	Data Revised:	2022/05/19
Subject: 2024TF-HY2B 2.0mm Pitch Terminal crimp specification			Issued By: Engineering Dept.

Description:

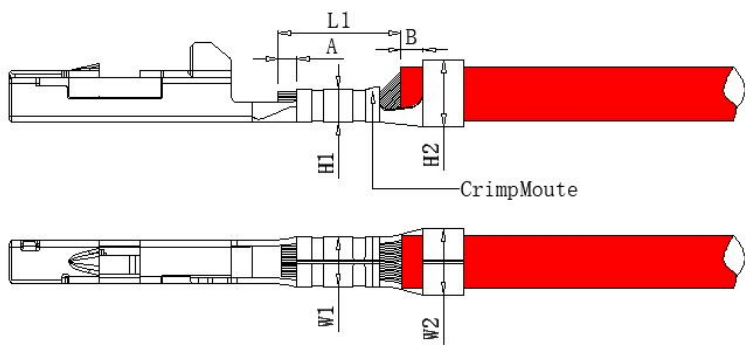
Height and width of conductor crimp core should be set as required.

(conductor crimp height and width of conductor barrel)

According to the external diameter and the type of electric wire, the width of crimped sheath shall be adjusted, wire won't be easily taken off from contact nor too much crimped.

(Crimped width of insulation barrel)

Position Graph:



- Note:
1. Conductor crimp width. W1

2. Conductor crimp height. H1

3. Insulator crimp width. W2

4. Insulator crimp height. H2

5. Conductor wire shall be dimension long (mm) out A.

6. Naked part of sheathed wire must be located in the vicinity of center B.

7. The Crimp mouth must be equipped like bell.

Crimp specification

Type Document	Crimp Specification	Revised /Edition	A2
Date Issued:	2022/01/05	Data Revised:	2022/05/19
Subject: 2024TF-HY2B 2.0mm Pitch Terminal crimp specification			Issued By: Engineering Dept.

Requirement:

Subject: FLRYW-A or equivalent type electric wire					
AWG#	Conductor (mm ²)	Insulation Diameter	Insulator skins length (Dim .B) mm	Copper wire leakage size (Dim .A) mm	Dim. L1 (mm) out
#24~#22	0.22mm ² ~0.35mm ²	1.30mm(max)	0.40mm~0.90mm	0.20mm~0.50mm	2.40mm~2.90mm
Wire Gauge (AWG#)	Conductor Crimp Area		Insulator Crimp Area		Terminal Tensile Strength
	Width (W1)	Height(H1)	Width (W2)	Height(H2)	
0.22mm ²	1.20±0.03mm	0.70±0.03mm	1.45±0.05mm	1.40±0.05mm	40.0N
0.35mm ²		0.79±0.03mm		1.55±0.05mm	50.0N

Remarks

1. Unlike equipment and crimp reel molds skill facility or not shall be difference to result in dissimilar.
2. This crimping specification is not limited to material changes.

Signature: FX ENG
Dongguan SESO Technology Co.,Ltd

Crimp specification

Type Document	Crimp Specification	Revised /Edition	A
Date Issued:	2022/06/13	Data Revised:	2022/06/13
Subject: 2024TLF-HY2B 2.0mm Pitch Terminal crimp specification			Issued By: Engineering Dept.

Description:

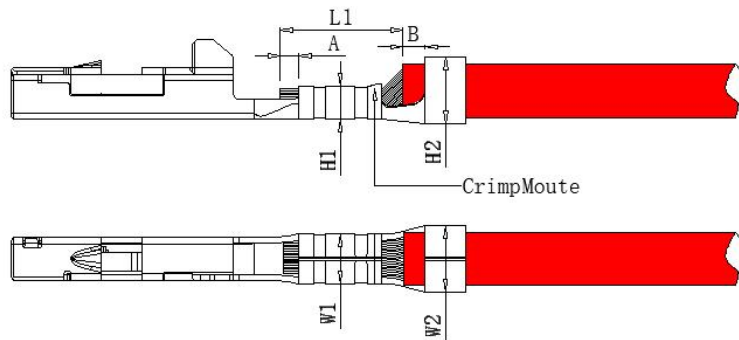
Height and width of conductor crimp core should be set as required.

(conductor crimp height and width of conductor barrel)

According to the external diameter and the type of electric wire, the width of crimped sheath shall be adjusted, wire won't be easily taken off from contact nor too much crimped.

(Crimped width of insulation barrel)

Position Graph:



Note:

1. Conductor crimp width. W1
2. Conductor crimp height. H1
3. Insulator crimp width. W2
4. Insulator crimp height. H2
5. Conductor wire shall be dimension long (mm) out A.
6. Naked part of sheathed wire must be located in the vicinity of center B.
7. The Crimp mouth must be equipped like bell.

Crimp specification

Type Document	Crimp Specification	Revised /Edition	A
Date Issued:	2022/06/13	Data Revised:	2022/06/13
Subject: 2024TLF-HY2B 2.0mm Pitch Terminal crimp specification			Issued By: Engineering Dept.

Requirement:

Subject: UL1571 or UL1061 equivalent type electric wire					
AWG#	Conductor (mm ²)	Insulation Diameter	Insulator skins length (Dim .B) mm	Copper wire leakage size (Dim .A) mm	Dim. L1 (mm) out
#30~#26	0.05mm ² ~0.128mm ²	0.90mm(max)	0.40mm~0.90mm	0.20mm~0.50mm	2.60mm~2.90mm
Wire Gauge (AWG#)	Conductor Crimp Area		Insulator Crimp Area		Terminal Tensile Strength
	Width (W1)	Height(H1)	Width (W2)	Height(H2)	
UL1571#30	0.85±0.03mm	0.46±0.03mm	1.12±0.05mm	0.90±0.05mm	0.70kgf
UL1571#28		0.48±0.03mm		1.15±0.05mm	0.90kgf
UL1061#26		0.59±0.03mm		1.20±0.05mm	1.40kgf

Remarks

1. Unlike equipment and crimp reel molds skill facility or not shall be difference to result in dissimilar.
2. This crimping specification is not limited to material changes.

Signature: 7X ENG
Dongguan SESO Technology Co.,Ltd

Crimp specification

Type Document	Crimp Specification	Revised /Edition	A2
Date Issued:	2022/01/05	Data Revised:	2022/05/19
Subject: 2024TM-BSN1 2.0mm Pitch Terminal crimp specification			Issued By: Engineering Dept.

Description:

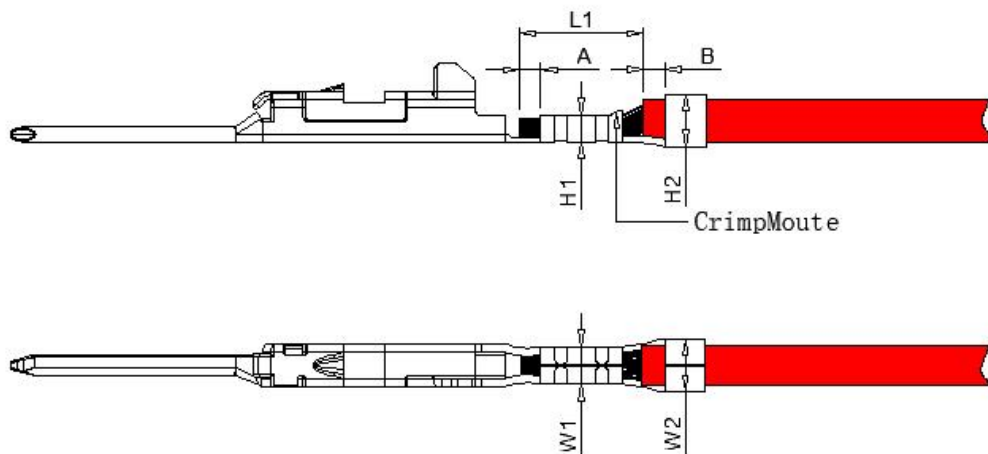
Height and width of conductor crimp core should be set as required.

(conductor crimp height and width of conductor barrel)

According to the external diameter and the type of electric wire, the width of crimped sheath shall be adjusted, wire won't be easily taken off from contact nor too much crimped.

(Crimped width of insulation barrel)

Position Graph



Note:

1. Conductor crimp width. W1
2. Conductor crimp height. H1
3. Insulator crimp width. W2
4. Insulator crimp height. H2
5. Conductor wire shall be dimension long (mm) out A.
6. Naked part of sheathed wire must be located in the vicinity of center B.
7. The Crimp mouth must be equipped like bell.

Crimp specification

Type Document	Crimp Specification	Revised /Edition	A2
Date Issued:	2022/01/05	Data Revised:	2022/05/19
Subject: 2024TM-BSN1 2.0mm Pitch Terminal crimp specification			Issued By: Engineering Dept.

Requirement:

Subject: FLRYW-A or equivalent type electric wire					
AWG#	Conductor (mm ²)	Insulation Diameter	Insulator skins length (Dim .B) mm	Copper wire leakage size (Dim .A) mm	Dim. L1 (mm) out
#24~#22	0.22mm ² ~0.35mm ²	1.30mm(max)	0.40mm~0.90mm	0.20mm~0.50mm	2.40mm~2.90mm
Wire Gauge (AWG#)	Conductor Crimp Area		Insulator Crimp Area		Terminal Tensile Strength
	Width (W1)	Height(H1)	Width (W2)	Height(H2)	
0.22mm ²	1.22±0.03mm	0.90±0.03mm	1.45±0.05mm	1.50±0.05mm	40.0N
0.35mm ²		0.94±0.03mm		1.65±0.05mm	50.0N

Remarks

1. Unlike equipment and crimp reel molds skill facility or not shall be difference to result in dissimilar.
2. This crimping specification is not limited to material changes.

Signature: FX ENG

Dongguan SESO Technology Co.,Ltd

Crimp specification

Type Document	Crimp Specification	Revised /Edition	A
Date Issued:	2022/06/13	Data Revised:	2022/06/13
Subject: 2024TLF-HY2B 2.0mm Pitch Terminal crimp specification			Issued By: Engineering Dept.

Description:

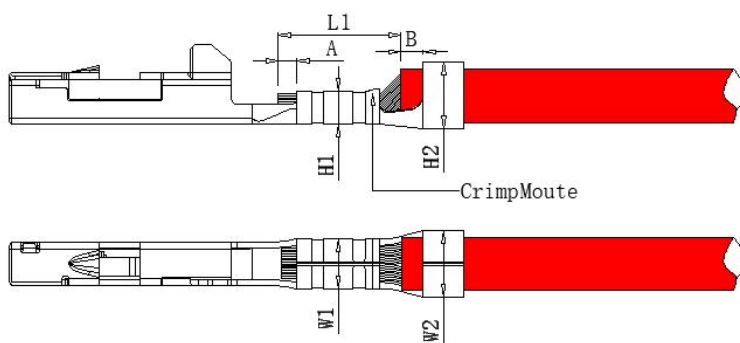
Height and width of conductor crimp core should be set as required.

(conductor crimp height and width of conductor barrel)

According to the external diameter and the type of electric wire, the width of crimped sheath shall be adjusted, wire won't be easily taken off from contact nor too much crimped.

(Crimped width of insulation barrel)

Position Graph:



Note:

1. Conductor crimp width. W1
2. Conductor crimp height. H1
3. Insulator crimp width. W2
4. Insulator crimp height. H2
5. Conductor wire shall be dimension long (mm) out A.
6. Naked part of sheathed wire must be located in the vicinity of center B.
7. The Crimp mouth must be equipped like bell.

Crimp specification

Type Document	Crimp Specification	Revised /Edition	A
Date Issued:	2022/06/13	Data Revised:	2022/06/13
Subject: 2024TLF-HY2B 2.0mm Pitch Terminal crimp specification			Issued By: Engineering Dept.

Requirement:

Subject: UL1571 or UL1061 equivalent type electric wire

AWG#	Conductor (mm ²)	Insulation Diameter	Insulator skins length (Dim .B) mm	Copper wire leakage size (Dim .A) mm	Dim. L1 (mm) out
#30~#26	0.05mm ² ~0.13mm ²	0.90mm(max)	0.40mm~0.90mm	0.20mm~0.50mm	2.60mm~2.90mm
Wire Gauge (AWG#)	Conductor Crimp Area		Insulator Crimp Area		Terminal Tensile Strength
	Width (W1)	Height(H1)	Width (W2)	Height(H2)	
UL1571#30	0.85±0.03mm	0.46±0.03mm	1.12±0.05mm	0.90±0.05mm	0.70kgf
UL1571#28		0.48±0.03mm		1.15±0.05mm	0.90kgf
UL1061#26		0.59±0.03mm		1.20±0.05mm	1.40kgf

Remarks

1. Unlike equipment and crimp reel molds skill facility or not shall be difference to result in dissimilar.
2. This crimping specification is not limited to material changes.

Signature: 7X ENG
Dongguan SESO Technology Co.,Ltd